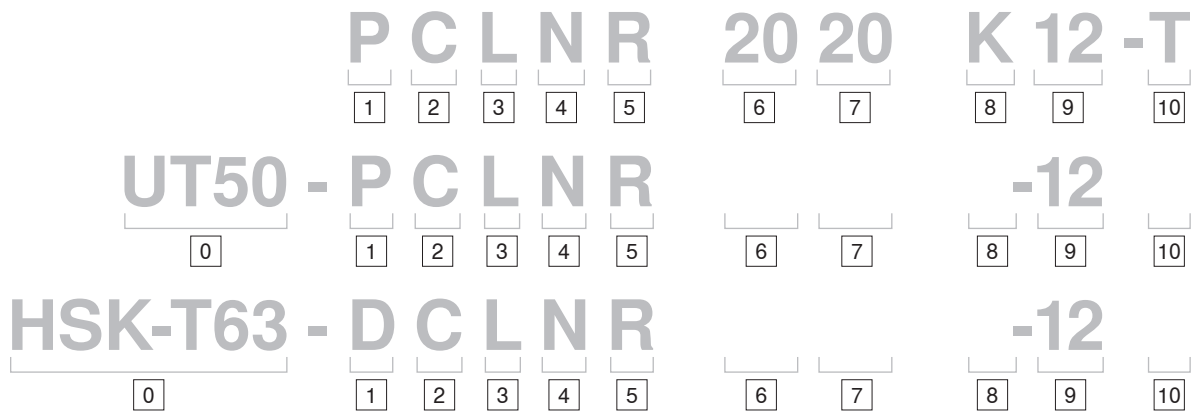


CERATIZIT designation system

Tool holders

A5



0

System / size

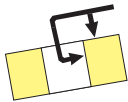
UT = UTS
according to ISO 26622
UT40 = UTS 40 mm
UT50 = UTS 50 mm
UT63 = UTS 63 mm

HSK-T
according to ISO 12164
HSK-T63 = 63mm
HSK-T100 = 100mm

1

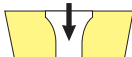
Tool holder

D



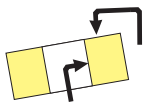
Retained from above and via bore

S



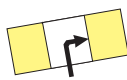
Retained via centre screw

M




Retained from above and via bore

P



Retained via the bore

C



















Retained from above

X

X Special version


2

Insert shape

Included angle		35°	V
		55°	D
		75°	E
		80°	C
		86°	M
Included angle		55°	K
		82°	B
		85°	A
Other shapes		90°	L
		108°	P
		120°	H
		135°	O
		90°	R
	90°	S	
	60°	T	
	80°	W	

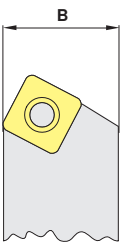
6

Shank height



7

Shank width



8

Tool length

l ₁ mm	l ₁ inch		l ₁ mm	l ₁ inch	
32	4.000	A	160	4.500	N
40	4.500	B	170	5.500	P
50	5.000	C	180	-	Q
60	6.000	D	200	6.000	R
70	7.000	E	250	7.000	S
80	8.000	F	300	8.000	T
90	5.500	G	350	5.500	U
100	5.625	H	400	3.500	V
110	5.300	J	450	3.500	W
125	14.000	K	500	3.750	Y
140	6.800	L	Special		X
150	4.400	M			

