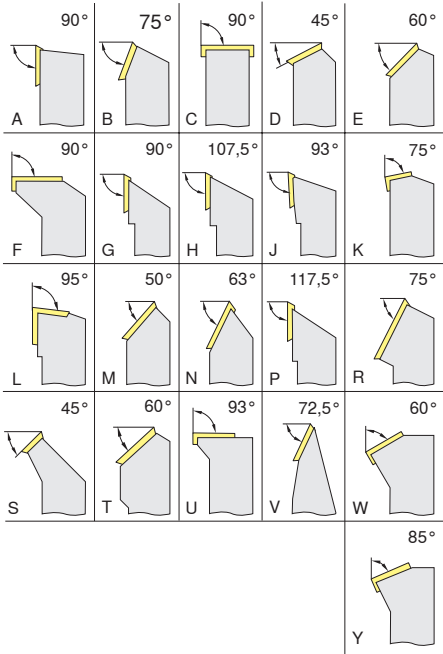


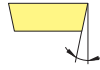
3

Style



4

Clearance angle

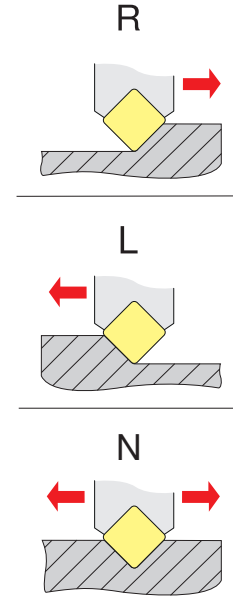


3°	A	25°	F
5°	B	30°	G
7°	C	0°	N
15°	D	11°	P
20°	E	*)	O

*) Clearance angles not included within the standard for which particular information is necessary

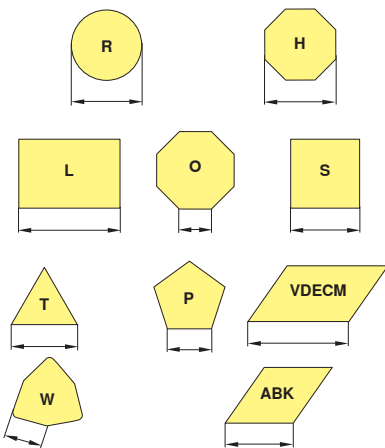
5

Cutting direction



9

Cutting edge length



10

Manufacturer specification

- T = lever
- Special length (mm)
- Insert thickness (other than standard)
- Special version (X..)
- Machine manufacturer (specific)