











































Selection of the correct clamping system

Clamping system	Cutting depth / feed rate (mm)						Insert shape	Insert form of top surface
	a_p	f	a_p	f	a_p	f		
	0,3 - 2,0 0,08 - 0,25	2,0 - 6,0 0,2 - 0,6	5,0 - 15,0 0,5 - 1,5					
MaxiLock D 	✓	✓	✓				    	  
MaxiLock N 	✓	✓	✓				     	  
MaxiLock P 			✓				  	
MaxiLock S 	✓	✓					     	 
Simplex N 			✓				    	 
Simplex P 	✓	✓					